


NetBeans support for Drupal

Sun Microsystems



Agenda

- NetBeans IDE and PHP
- Hosting Drupal based websites through NetBeans
- Plugin for Drupal module development
- Future road-map for the plugin

NetBeans IDE and PHP

- Roadmap : NetBeans support for PHP development
- Features
- <http://wiki.netbeans.org/FeatureListEAPHP>

Hosting through NetBeans

- Requirements and pre-configurations

- NetBeans in Action :
 - Download Drupal CVS through NetBeans

 - Create NetBeans PHP project

 - Upload and run Drupal website

Hosting through NetBeans

- Requirements and pre-configurations :
 - Install NetBeans
 - Install AMP stack
 - Configure the MySQL Database

Hosting through NetBeans

- NetBeans in Action :
 - Download Drupal CVS through NetBeans
 - Create NetBeans PHP project
 - Configure the Apache webserver
 - Upload the application onto the webserver
 - Run the Drupal based website

Hosting through NetBeans

➤ Misc. :

- ➔ Configure '.install', '.module' and '.inc' to be identified as PHP files.
- ➔ <http://nbdrupalsupport.dev.java.net> Or NetBeans Plugins Portal

Plugin for Drupal Module Development


- Origin of thought
- NetBeans in Action :
 - Wizard to create a module
 - What does it do?
- <http://www.nbdrupalsupport.dev.java.net> Or NetBeans Plugins Portal

Future road-map for the Plugin

- Improve existing Wizards plugin
- Provide complete Drupal API support
- Provide hints framework for module development.


??
Questions

Sun Microsystems



Thanks You!!

Sun Microsystems



NetBeans support for Drupal

Sun Microsystems



Sujit Nair, August, 2008

Agenda

- › NetBeans IDE and PHP
- › Hosting Drupal based websites through NetBeans
- › Plugin for Drupal module development
- › Future road-map for the plugin

NetBeans IDE and PHP

- Roadmap : NetBeans support for PHP development
- Features
- <http://wiki.netbeans.org/FeatureListEAPHP>

* Roadmap: Netbeans support for PHP development

- Early access for PHP build
- Netbeans 6.5 milestone 1

* NetBeans and PHP :

- Local server hosting and not on remote server through FTP.
- Support for Xdebug

* Features :

- Instant Rename
- Syntax Highlighting
- Go To Declaration
- Navigator
- Code Folding
- Smart Indent
- Bracket Completion
- Code Completion
- Error Messages

Hosting through NetBeans

- Requirements and pre-configurations
- NetBeans in Action :
 - ➔ Download Drupal CVS through NetBeans
 - ➔ Create NetBeans PHP project
 - ➔ Upload and run Drupal website

Sun Confidential: Internal Only

4

* Requirements and pre-configurations :

- Installing NetBeans
- Installing AMP stack
- Configuring MySQL database

Hosting through NetBeans

- Requirements and pre-configurations :
 - ➔ Install NetBeans
 - ➔ Install AMP stack
 - ➔ Configure the MySQL Database

Sun Confidential: Internal Only

5

* Install NetBeans :

- NetBeans 6.5 Milestone 1
- Early Access PHP build + CVS plugin

* Install AMP stack :

- AMP on Windows.
- AMP on Linux.
- AMP on Solaris (use webstack or coolstack).

* Configure the MySQL database :

- Create a database
- Create a user and Grant all privileges of newly created database to the user

Hosting through NetBeans

- NetBeans in Action :
 - ➔ Download Drupal CVS through NetBeans
 - ➔ Create NetBeans PHP project
 - ➔ Configure the Apache webserver
 - ➔ Upload the application onto the webserver
 - ➔ Run the Drupal based website

Hosting through NetBeans

> Misc. :

- Configure '.install', '.module' and '.inc' to be identified as PHP files.
- <http://nbdrupalsupport.dev.java.net> Or NetBeans Plugins Portal

* Configuring files as PHP files.

-- Tools – Options – Advanced Options

-- Modify the PHP.xml present under System – File Types and add the required extensions to the file.

Plugin for Drupal Module Development

- > Origin of thought
- > NetBeans in Action :
 - Wizard to create a module
 - What does it do?
- > <http://www.nbdrupalsupport.dev.java.net> Or NetBeans Plugins Portal

Sun Confidential: Internal Only

8

* Origin of Thought :

- Each module has to have some mandatory files to be recognized as a module.
- Each mandatory file has to have fixed template code.
- Captured all this information and implemented the plugin accordingly.

* Wizard to create a module :

- In a PHP project, option is given to create a Drupal Module. Wizard comes up wherein we have to state the new module name.

* What does it do?

- Generate <module>.info and <module>.module files with the generic template code.

- * The webpage <http://nbdrupalsupport.dev.java.net> has instructions how to use the plugin and also how to contribute to the code.

Future road-map for the Plugin

- Improve existing Wizards plugin
- Provide complete Drupal API support
- Provide hints framework for module development.

* Improve existing Wizards plugin:

- Providing better support for hooks

* Provide complete Drupal API support :


- Context based code completion

* Provide hints framework for module development

- Hints to rectify code during syntax check.

??
Questions

Sun Microsystems



Thanks You!!

Sun Microsystems

